

TEACHER'S GUIDE
FOUNDATION PROGRAMME FOR LITERACY
NUMERACY AND SKILLS

VOCAL MUSIC

GRADE 7

**TITLE OF CARD :
INTRODUCTION TO NAAD**

**MOE
MAHATMA GANDHI INSTITUTE
2026**

TABLE OF CONTENTS

Guide to Educators	01
Introduction	02
Purpose of Activity	02
Learning Outcomes	03
Teaching Trajectories / Implementation Guidelines	04
Introduction	04
<i>Anahad Naad</i>	05
<i>Ahat Naad</i>	06
Activity 1 & 2	07
Assessment	08
Assessment Rubric & Extension Activity	09

GRADE 7

GUIDE TO EDUCATORS

TITLE OF CARD :

INTRODUCTION TO *NAAD*

Competency

Students demonstrate understanding of the basic musical concept of Naad and apply listening skills to differentiate types of sound used in Hindustani Music (adapt as necessary for Carnatic Music).

Element 1.1

Identify and distinguish types of Naad in musical and non-musical contexts

Performance Criteria

Level 1: Recognise and describe basic sounds (*Naad*) with teacher support.

Level 2: Identify and differentiate types of *Naad* independently in guided activities.

Range:

Pleasant and unpleasant sound, musical sound, noise, pitch, duration, intensity.

Purpose of Activity

- To help students understand that *Naad* is the foundation of all musical sound.
- To develop auditory awareness so learners can identify musical and non-musical sounds clearly.
- To introduce the concept of organised sound in Hindustani Music (adapt as necessary for Carnatic Music).

Learning Outcomes

By the end of the lesson, students should be able to:

- Define *Naad* in simple terms.
- Identify the two types of *Naad*.
- Differentiate between musical and non-musical sound.
- Recognise how pitch, clarity and pleasantness help classify sounds.

Resources & Materials

Teacher may use any of the following:

- Classroom objects (bell, metal cup, paper, pencil)
- Mobile phone / speaker to play audio samples
- Flashcards with sound examples
- Short video clips of musical and environmental sounds
- Blackboard / chart paper

Teaching Trajectories / Implementation Guidelines



Introduction

What is *Naad*?

Naad is the sound produced in music. It is the main element that makes music alive. Every note, *raga*, and song starts with a *Naad*. When we sing, play an instrument, or even hum, we are creating *Naad*. Practising *Naad* helps us improve our listening, singing in tune, and understanding how music works. (adapt as necessary for Carnatic Music)



Types of *Naad*

There are 2 main types of *Naad*:

Ahat Naad : Sounds created by tapping two objects together

Ahat Naad: The Struck Sound

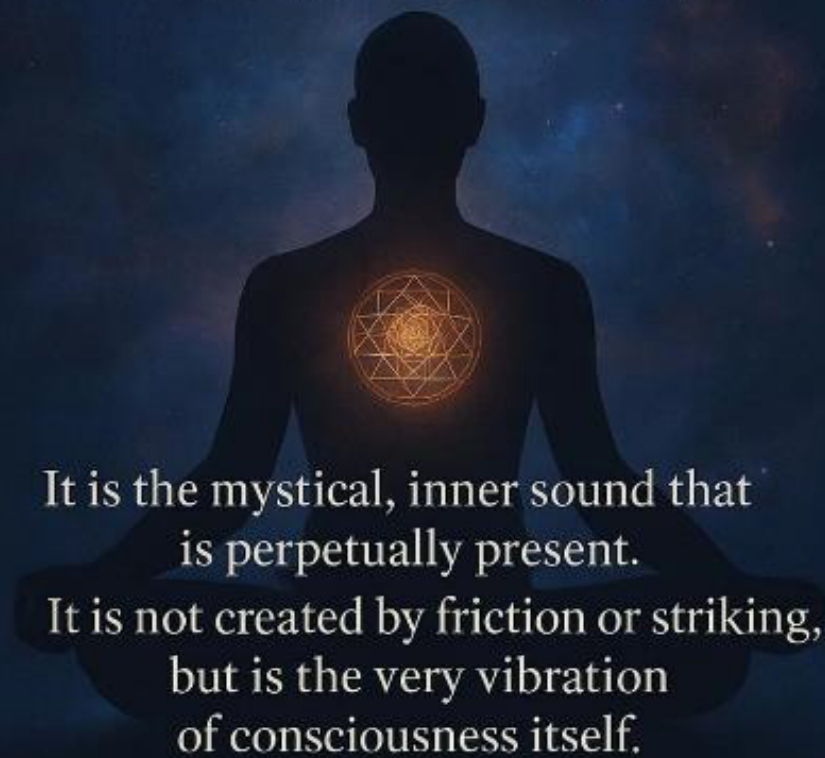
The word Aahat means “struck” or “to strike.” Aahat Naad is any sound that is produced by the striking or friction of two or more objects.



Anahat Naad : Natural sounds created by voice or instruments without striking anything.

ANAHAAT NAAD THE UNSTRUCK SOUND

The word Anahat means ‘unstruck,’
‘unbeaten,’ or uninterrupted.



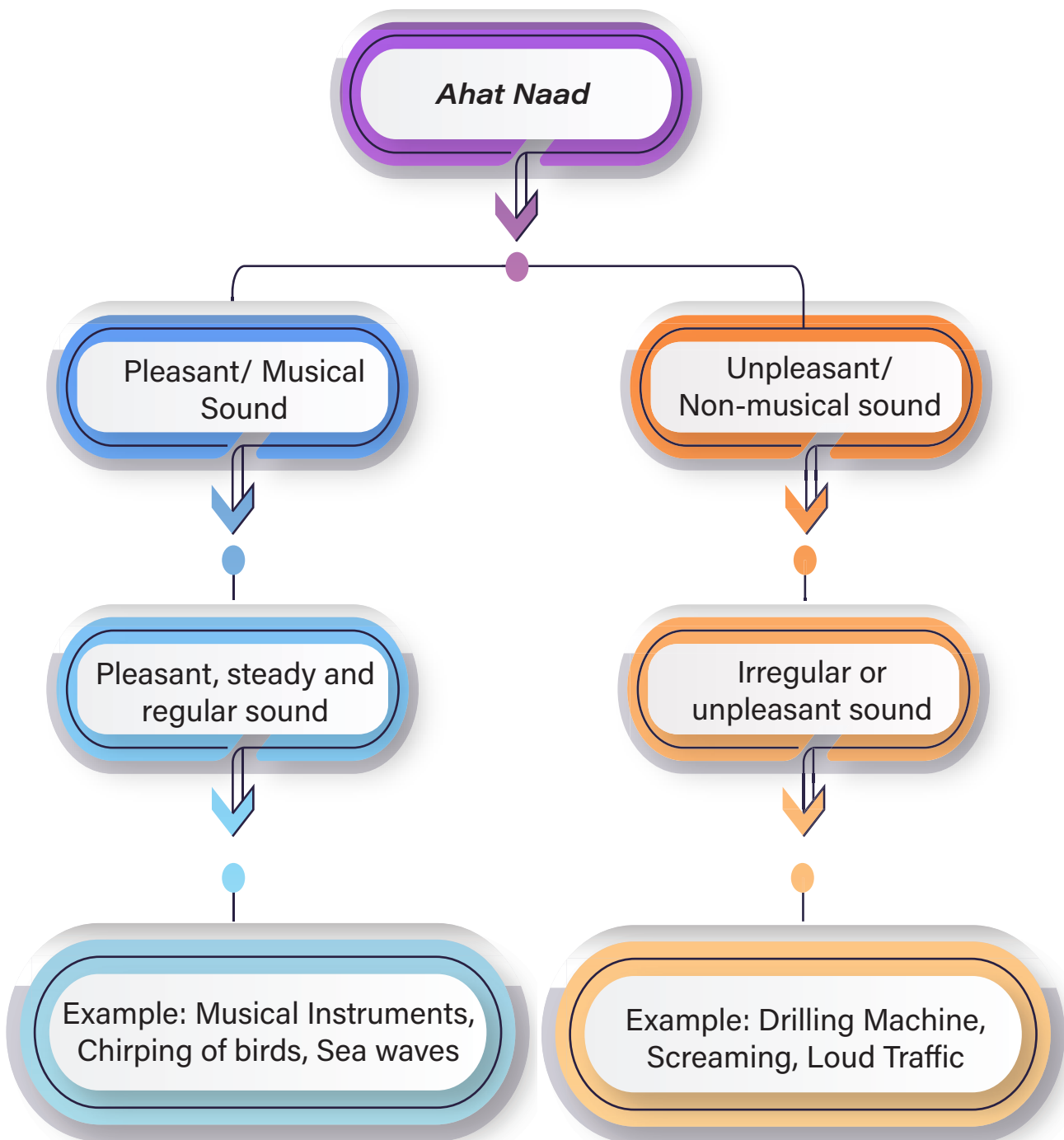
It is the mystical, inner sound that
is perpetually present.

It is not created by friction or striking,
but is the very vibration
of consciousness itself.



Ahat Naad

There are 2 types of *Ahat Naad*.



Students should learn that musical sound has:

- Pitch
- Clarity
- Steadiness



Activity 1

Sound Identification

Play different audios : bell, drum, traffic, birds.

Students classify : Musical / Non-Musical / *Ahat Naad*.



Activity 2

Classroom Sound Hunt

Students listen for 5 sounds inside/outside classroom and list them.

Teacher guides them to identify which are pleasant/unpleasant.



Assessment

Formative Assessment

1. Oral questioning/ Written:

Defines Naad correctly in simple terms

Identifies Ahat Naad examples

Distinguishes musical vs. non-musical sound

2. Listening Skills:

Recognises pitch differences Shows awareness of pleasantness and clarity Responds accurately to audio examples


3. Application:

Correctly classifies new sounds Explains why a sound is musical or non-musical



Assessment Rubric

Criteria	Basic	Intermediate	Proficient
Understanding Naad	Gives limited definition; needs guidance; confuses types	Gives correct definition; identifies some types but with minor errors	Gives clear definition; accurately identifies all types confidently
Listening & Differentiation	Struggles to classify sounds; inconsistent recognition of pitch/clarity	Identifies most sounds correctly; moderate accuracy in pitch recognition	Consistently differentiates musical/non-musical and Aahat Naad with confidence
Application in Activities	Participates but needs reminders; makes frequent errors	Performs tasks with some support; improving accuracy	Independently classifies and explains sound types clearly



Extension Activity

- Students may record sounds at home and classify them.
- Teacher may use short YouTube clips of natural and musical sounds for additional exercises.
- Introduce simple links to *Swara-s* and *Shruti* (adapt as necessary for Carnatic Music).



**MOE
MAHATMA GANDHI INSTITUTE
2026**